



5000 Series Bottled Water System

FOR HOME AND COMMERCIAL APPLIANCES

Genuine Flojet bottled water system is ideal where portability is key

Pump recipe-quality water from commercial bottles to ensure better-tasting hot and cold beverages. The new 5000 Series Bottled Water System is designed to work with coffee/tea makers, refrigerator ice and water dispensers, espresso carts and portable sinks or any use requiring portable potable water.

The 5000 Series Bottled Water System is also designed for convenience. The pump automatically shuts off when the water source is depleted and restarts when water is restored. Its compact size supports easy mounting.

Features and Benefits

- Illuminated On/Off Switch: Provides clear visibility in dark or hard-to-reach places
- Long-Life Motor: Ensures years of reliable operation
- Flojet Diaphragm Pump: Runs dry without damage, extending pump life
- Quick Connect Port: Speeds installation and replacement of suction and discharge tubing
- Quiet Operation: Minimizes noise pollution with noise-dampening rubber feet
- Thermal Overload Protection: Prevents overheating, protecting the pump and control box from damage



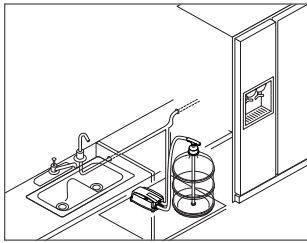
FLOJET
a xylem brand

5000 Series Bottled Water System

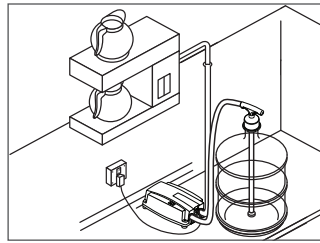
FOR HOME AND COMMERCIAL APPLIANCES

- In coffee shops around the world, genuine Flojet Bottled Water Systems deliver recipe-quality water for more than two million cups of coffee a day
- Proven electric diaphragm pump technology ensures operational excellence, with more than seven million units in service
- Flojet Bottled Water Systems protect the environment by eliminating water filters from refrigerator dispensing systems, keeping more than 300,000 filters a year out of landfills
- Flojet brands build on 40 years of operational excellence and applications expertise, with a broad range of solutions for the food and beverage industry

Applications

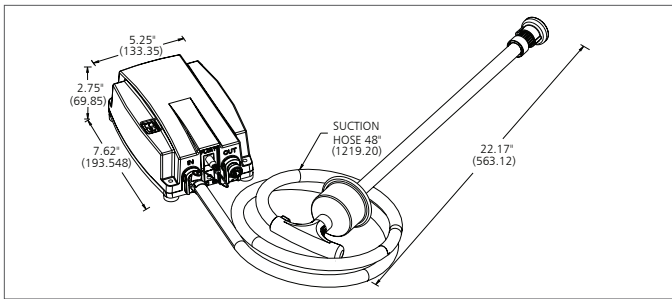


Refrigerator Dispense



Coffee Maker Dispense

Dimensional Drawing

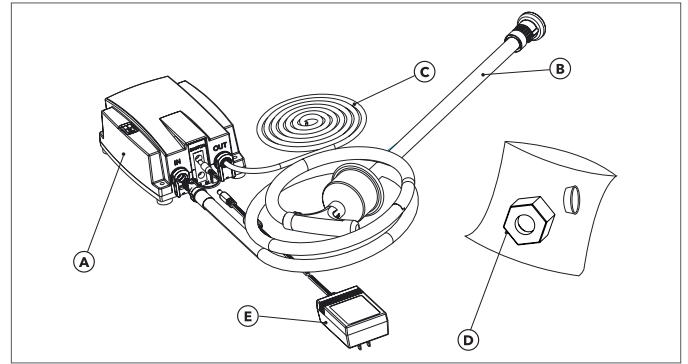


Specifications

Max Pressure	40 PSI (2.76 bar)
Dimensions	2.95"H x 5.12"W x 7.62"D (74.93 mm H x 130.05 mm W x 193.54 mm D)
Voltages	115 VAC, 230 VAC
Amp Draw	115 VAC, 0.4 amp max 230 VAC, 0.2 amp max
Cycles	50/60 Hz for AC models
Weight	4.5 lbs. (2.04 kg)

Model Number	Voltage	Power adapter type	Certification
BW5000-000A	115 VAC	US Plug	UL NSF
BW5002-000A	230 VAC	AU Plug	UL NSF
BW5003-000A	230 VAC	UK Plug	CE NSF
BW5004-000A	230 VAC	EU Plug	CE NSF

Includes



- A. Main module with On/Off rocker switch
 - B. Suction Wand and Hose Assembly
 - C. Discharge Tube 20 ft (6.1m) 1/4 in. (6.35mm) OD
 - D. Compression nut and sleeve
 - E. Wall power transformer
- *Available with US, EU, UK and AU plug configuration.
*All power adapters have 6 feet (182.9 cm) cable.



Warranty: All products of the company are sold and all services of the company are offered subject to the company's warranty and terms and conditions of sale, copies of which will be furnished upon request. The information provided herein is for guidance only, it does not constitute a guarantee of the performance or specification of any individual product or component.

www.flojet.com

USA
Xylem, Inc.
17942 Cowan
Irvine, CA 92614
Tel (949) 608-3900
Fax (949) 609-3887

UK
Xylem, Inc.
Bingley Road, Hoddesdon
Hertfordshire EN11 0BU
Tel +44 (0) 1992 450145
Fax +44 (0) 1992 467132

GERMANY
Xylem, Inc.
Oststrasse 28
22844 Norderstedt
Tel +49-40-53 53 73-0
Fax +49-40-53 53 73-11

CHINA
Xylem, Inc.
30/F, Tower A Hongqiao City Center of Shanghai
100 Zunyi Road, Shanghai 200051, China
Tel +(86) 21 2208 2888
Fax +(86) 21 2208 2999

ITALY
Xylem, Inc.
Via Tommaseo, 6
20059 Vimercate, Milano
Tel +39 039 685 2323
Fax +39 039 666 307